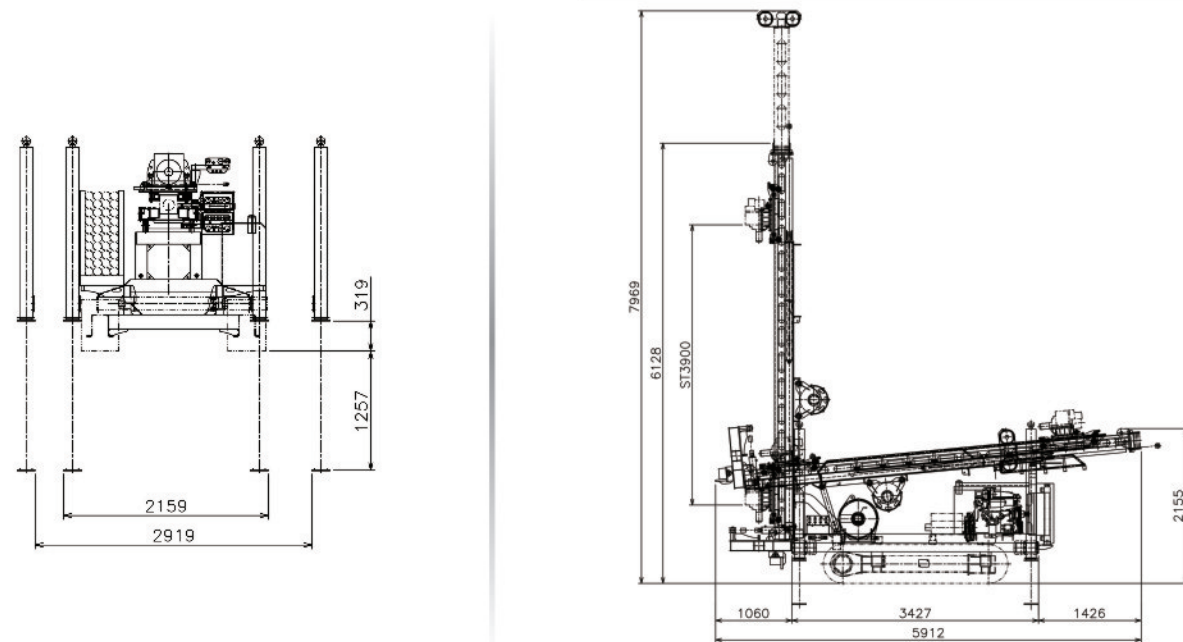


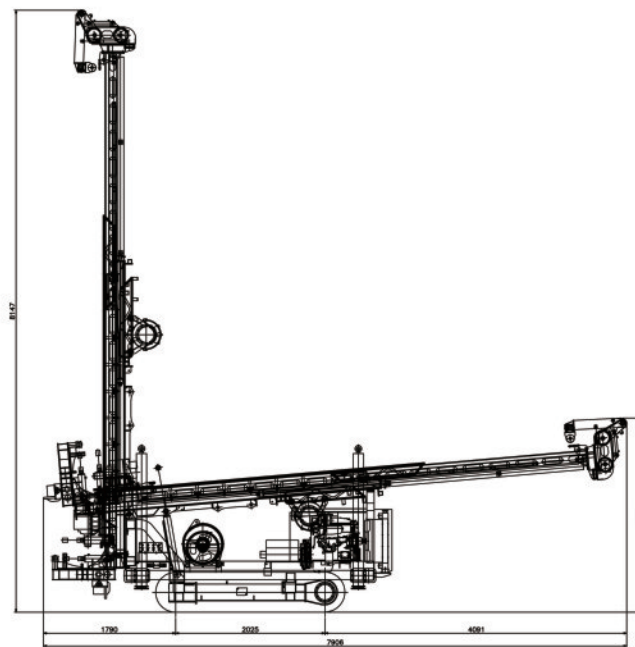
D&B-10D/12D

Dimensions

D&B-10D



D&B-12D



HANJIN D&B
Drilling Equipments Co., Ltd.

Distributed by

- 49, Hanamsandan 10-Ro, Gwangsan-Gu, Gwangju, Republic of Korea
- TEL_ +82-62-953-4525 • FAX_ +82-62-953-4520
- E-mail_ mail@hanjindnb.com
- Website_ www.hanjindnb.com



Diamond Core Drilling Rig D&B-10D/12D

- Powerful Drilling Performance
- Top Head Rotation System
- Auto Rod Changing System(Patent)
- Compact Design & Easy Movable



www.hanjindnb.com




Diamond Core Drilling Rig D&B-10D/12D

1. Powerful drilling
2. Top head rotation system
3. Unique Jib Crane : Useful angle drilling & casing handling. (D&B-12D)
4. Unique hydraulic drive Mud pump (Variable volume control)
5. Rod handler / Easy drill pipe changing system (Option)
6. Truck mounted type is available (Option)

D&B-10D/12D Key Components

Mud Pump



- Full Hydraulic drive system
- Unique D&B design & Made
- Variable volume control
- Low maintenance cost

Top Winch (Option)




- Safe & easy operating
- Special D&B design & Made
- Powerful working

Rotary Head



- Strong rotation power
- Special D&B design & Made
- Top head rotation system
- Low maintenance cost
- Special air swivel design

Winch



- Strong power
- Special D&B design & Made
- Speed control system

Self Loading Jack



- Crawler type only
- Special D&B design & Made
- Easy transport system

Remote Control(option)




- Wire/Wireless
- Easy & safe Drilling
- Safe Tramming

Rod Handler



- Convenience of work
- D&B's own technology
- Effective works

Wire Line



- Strong power
- Special D&B design & Made
- Speed control system

Technical Data Specification

		D&B-10D	D&B-12D
DIMENSIONS & WEIGHT			
OA length-transport	M	5.5	7.9
OA width	M	2	2
OA height-transport	M	2.3	2.5
OA height-mast up	M	5.8	8.1
Weight without drilling accessories	Ton	7.9	7.9
ENGINE			
Model(Diesel engine)		HYUNDAI D4DA	HYUNDAI D4DD
Cylinder		4	4
Rated power at 1800rpm	HP	110	145
Fuel capacity	ℓ	200	200
Cooling system		water cooling	water cooling
TOP HEAD ROTATION			
Model		Gearbox 800	Gearbox 800
Reduction		Super gear - 4.35 to 1	Super gear - 4.35 to 1
Performance		two motor(Std)	two motor(Std)
Max. RPM/Torque (1st)	rpm/kNm.kg-m	1,100~700 / 70~50	1,100~700 / 70~50
Max. RPM/Torque (2nd)	rpm/kNm.kg-m	700~450 / 93~140	700~450 / 93~140
Max. RPM/Torque (3th)	rpm/kNm.kg-m	0~100 / 0~420	0~100 / 0~420
GEAR BOX SLIDING			
Travel	mm	350	350
FEED SYSTEM			
Top head driven by hydraulic cylinders through heavy duty chain.			
Traverse cylinder	mm x mm x mm	100 x 60 x 1,900	100 x 60 x 2,750
Head travel(1st)	mm	3800	5500
Dump mast/up	m	0.5	0.5
Dump mast/Down	m	1	1
Pull-up capacity	ton	12ton	12ton
Pull-down capacity	ton	6ton	6ton
Feed speed -down (variable)	m/min	0~10	0~10
Fast feed speed - up (variable)	m/min	30	30
Fast feed speed -down (variable)	m/min	35	35
WORKING TABLE			
Max. casing diameter	inch	10	10
HYDRAULIC CLAMP			
Double Clamp	inch	6	6
CRAWLER BASE			
Undercarriage		Solar 55	Solar 55
Travelling speed	km/h	4	4
Ground pressure	N/cm ² , kg/cm ²	5, 0.5	5, 0.5
Ground clearance	mm	400	400
3-web track shoes	mm	3-web track shoes	3-web track shoes
Traction force	kN	3,970	3,970
Length of crawler units	mm	5,480	5,480
Climbing capacity Max.	% / degree	25°	25°
JIB CRANE			
Extension	mm	350	350
Loading Capacity	Max. Kgs	150	150
Turn	degree	80	80
SELF LOADING (Hydraulic 4 Jacks)			
Ground clearance	mm	1,192	1,192
HYDRAULIC OUTRIGGER JACKS			
Four hydraulic outriggers are fitted to the outer corners of the rig for easy and accurate levelling of the rig.			
DRILL PIPE BREAKOUT			
Torque break-out	ton	4	4
WINCH			
Spool capacity		22M of 12mm cable	28M of 12mm cable
Line pull	ton	5	5
HYDRAULIC SYSTEM			
System		4pump open loop	4pump open loop
Hydraulic oil tank capacity	ℓ	170	170
Filtration	micron	10	10
Pump model		H3V63 x 2 x H3V635+Pilot	H3V112 x 2x H3V635+Pilot
Cooling system		Air cooling	Air cooling
Operating pressure	bar	280	280
Operating condition at job site	-30° ~ +45°	-30° ~ +45°	-30° ~ +45°
Flow rate 1st circuit	ℓ /min	113	113
Flow rate 2nd circuit	ℓ /min	113	113
Flow rate 3rd circuit	ℓ /min	54	54
Flow rate 4th circuit	ℓ /min	54	54
LIGHT & ELECTRICAL SYSTEM			
One - on top of control facing up mast			
Two - on top of mast casing down			
one: to work table area			
one: back to drill deck			
One - in control console for night operation			
CONTROL PANEL			
All controls gauges are grouped at the operator's station within sight of the borehole.			
DRILL PIPE & CASING			
Max. Length	m	3	4.5
WIRE LINE			
		2,000M of 6mm	2,000M of 6mm
OPTION			
1. Mud Pump			
Model			
Valve			
2. Water Injection Pump			
(High pressure washing pump)			
3. Lubrication			
4. Welder			
Hyd. Motor Drive			
5. Rod handling system			
6. Remote control for tramming			
- Wireless			
Drilling Performance			
H size drilling	m	200	200
N size drilling	m	500	500
B size drilling	m	750	750
Notice			
Above drilling depth will be changed by job-site & working Condition.			